


WASHINGTON STATE INTERNATIONAL

Kite Festival 2010

AUGUST 16-22, 2010

DISCOVERY AWAITS!



LONG BEACH, WASHINGTON

Our Kite Center Offers You:

Selection of Designer and Limited Editions

Kites for the Whole Family

Buy any 2, Get 3rd for Half Price

AKA and Kite Club Discounts

Frequent Flyer Discounts

www.elmersflag.com



1332 NE Broadway, Portland, Oregon 97232

503-282-1214 • **Visit Our Showroom** • 1-800-547-8795

More than a Kite Store — America's Largest- Flag Store

Prism Stunt Kites

Revolution & Quads

Prism Power Kites

Prism Single Line Kites

Pirate & Fish Kites

Gomberg & Premier Rokkakus

Premier Easy Flys

New Tech Airplanes & Birds

Designer & Limited Editions

Windssocks

Spinners

House Flags

Feather Arte Flags

Flags & Flagpoles



• • • 2010 EVENTS AT A GLANCE • • •

Competition Rules begin on page 17.

MONDAY, 8-16

- Kite Trains, Arches, Multi-Line Stacks 10 a.m.
- Special Friends Day, 10-noon & 1-3 p.m.
- Fighter Kites 10 a.m. Fields D&E

TUESDAY, 8-17

- Terrific Tuesday Top Teams
- Camera Workshop 9:30 a.m.
- Totally Tubular 10 a.m. Field B
- Fighter Kites 1 p.m. & 4 p.m. Fields D&E
- Club Camps 11 a.m. – Noon
- Individual Rokkaku Battle 11 a.m., Field A
- Team. Rokkaku Battle 3 p.m.

WEDNESDAY, 8-18

- Paint Me Patriotic, All Day
- Children's Events, 10 a.m. Field A
- Senior Fighter Kites Skills 10 a.m., Field B
- Kids for Today Events 10 a.m. all day
- Kite Museum Workshop Fly 1 p.m., Field B
- Senior Ballet 2:30 p.m., Field A
- Fighter Kites, 2:30 p.m. & 5 p.m., Field E
- Red White & Blue Individual Rokkaku Battle 4 p.m., Field A
- Indoor Kite Flying 2-9 p.m., Long Beach Gym

THURSDAY, 8-19

- Handcrafted Comprehensive Competition 9 a.m., Fields A&B
- Fighter Kites 9 a.m., Fields C,D & E
- Traditional Kite Fighting 4 p.m.
- Indoor Kite Flying 2-9 p.m., Long Beach Gym

FRIDAY, 8-20

- Fighter Kite Line Touch World Cup 9 a.m., Fields C,D & E
- Sport Kite Events 9 a.m., Field B
- Mass Ascension–Delta Derivatives 10 a.m., Field A
- Junior Dual-line Control comp 10 a.m., Field B
- Sport Kite Events 11:30 a.m., Field A
- Mass Ascension – Cellular 1 p.m., Field A
- Sport Kite Events 1 p.m. Field B
- Ft. Worden Fly 3 p.m., Field B
- Mystery Ballet, 3:30, Field A
- Indoor Kite Competition, 6:15-9 p.m., LB gym
- Lighted Night Fly, 8 p.m., Field A
- FIREWORKS!!! Approximately 9:45 p.m.

SATURDAY, 8-21

- Sport Kite Events beginning at 9:30
- Fighter Kites 10 a.m., Field E
- Mass Ascension-Flat& Bowed 10:30 a.m., Field A
- Teddy Bear Drop, 12:30 p.m., Field A
- Parade of Colors 1 p.m., Field A
- Rokkaku Challenge 1:30 p.m., Fields A & B
- Sport Kite Events 2:30
- Cody Fly 2:30 to 3:30 p.m., Field B
- Awards and Auction at the Long Beach Elks
- FIREWORKS!!! Approximately 9:30 p.m.

SUNDAY, 8-22

- Sport Kite Events beginning at 9:30 a.m.
- Memorial Fly 10 a.m., Field A
- Mass Ascension-Sparless Soft Kites 10:30 a.m., Field A
- Hot Tricks 1:30-3:30 p.m., Field A
- Fighter Kites Everywhere

FLYERS: Remember, you must be registered and have an wristband in order to fly in a designated field. This is an insurance requirement. Please check in at the Beach Director's Trailer – located near the north end of the Boardwalk – to register.

If you are interested in VOLUNTEERING at any of these events there is a signup sheet at the Information Booth, located near the north end of the Boardwalk.



• • • **FEATURED FLIERS** • • •
• • • **WINDJAMMERS INT'L PERFORMANCE TEAM** • • •



On almost any weekend on Belle Isle, a small island in the center of the Detroit River, you may find the **WINDJAMMERS** (Aaron, Nate, Gary, James, Mike and George) practicing their craft. With their mutual passion for kites, these gentlemen established the Windjammers International Kite Performance Team in 1983.

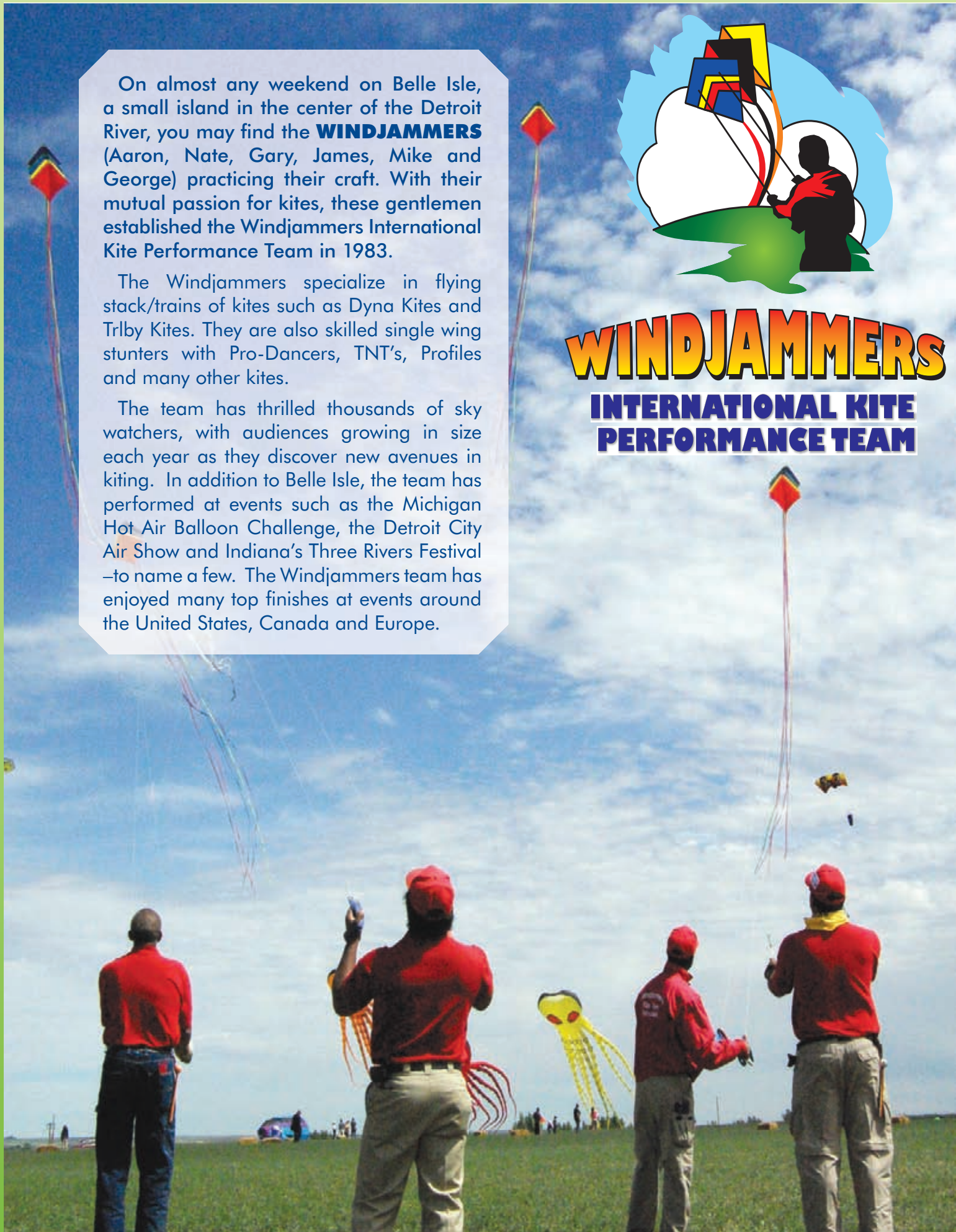
The Windjammers specialize in flying stack/trains of kites such as Dyna Kites and Trlby Kites. They are also skilled single wing stunters with Pro-Dancers, TNT's, Profiles and many other kites.

The team has thrilled thousands of sky watchers, with audiences growing in size each year as they discover new avenues in kiting. In addition to Belle Isle, the team has performed at events such as the Michigan Hot Air Balloon Challenge, the Detroit City Air Show and Indiana's Three Rivers Festival –to name a few. The Windjammers team has enjoyed many top finishes at events around the United States, Canada and Europe.



WINDJAMMERS

INTERNATIONAL KITE PERFORMANCE TEAM





Bernhard Dingwerth is a native of Germany. He studied liberal arts and social work in Kassel, Germany, beginning n a career in social work in Kassel in 1981. In 1984 Bernhard bought his first stunt kite and was fascinated by it. He decided to build his own single line kite, sewing it by hand because he didn't know anyone with a sewing machine. Just ten years later, in 1994, he built his first inflatable kite, a crocodile, and started going to festivals and competitions. In 1998, 2001 and 2002 he won the German Championship for inflatable kites. He now travels worldwide flying and exhibiting his creations. Bernhard has written for German kite magazines and has published plans for his inflatable kites. You can see more at www.drachenbernhard.de



• • • **FEATURED FLIER** • • •
• • • **BERNHARD DINGWORTH** • • •



• • • SPORT KITE SPECTATOR GUIDE • • •

What is a sport kite?

A sport kite/stunt kite is any kite with two or more lines that can be maneuvered in the sky in any direction. Maneuvers can be lines, circles, or tricks (which can look like the kite is out of control but is actually intentional).

There are two kinds of sport kites.

Dual line consists of 2 lines attached to the kite allowing it to be maneuvered in multiple directions. Simple maneuvers are circles and arches, fliers put many hours of practice into learning to fly straight lines, snappy corners and tricks. Tricks can be fades, stalls, flic-flacs, cascades, axles and many others.

Multi-line consists of more than two lines attached to the kite. Most have 4 lines and are called Quad kites. Multi-line kites are different from the dual line in that they can go forward and backward and can stop and hover.

What is the rope for?

The rope designates the boundary of the flying field. It is set up to protect the spectators from being hit by a kite which can cause an injury as the kites are made with carbon rods on the edges. It also gives the boundary lines that the competitor must stay in while he/she is flying. You must never go inside the boundary of the field.

Where should I go to watch?

The best place to watch the competition is behind the fliers and judges on the outside of the ropes.

Why is there music sometimes?

There are two types of competition ballet and precision. This is similar to what you see in skating competitions for freestyle and compulsory divisions.

Ballet: Competitors choreograph routines to the music of their choice. These routines last from 2 to 5 minutes.

Precision: There is no music. Competitors fly 3 predetermined compulsory figures with a short freestyle at the end. They are judged on each figure and on their freestyle routine.

Are there skill levels?

There are multiple skill levels. The levels are as follows: Beginners, Novice, Experienced and Masters. There are also different class of fliers within those levels such as Individual, Multi-line, Pairs and Teams. You also have disciplines Ballet, Freestyle, Precision and Train.

For Example: **NIP** Novice Individual Precision
MMB Masters Multi-line Ballet

The first letter is the level, the second letter is the class and the third is the discipline.

How are the fliers judged?

The judges have predetermined criteria that they watch for while the flier is flying. There are 3 to 5 judges. The scores are kept from each competition throughout the season, which determines what place they will be in at the end of season. The people with the highest score in each discipline and class qualifies them for Nationals (which is by invitation only).

What is Freestyle?

There is only Open Individual Freestyle. Freestyle allows the flier to use multiple kites, and props during there performance. Audience appeal is one of the criteria by which the flier is judged.

Is there really such a thing as indoor flying?

Yes, there is. Indoor kite flying and competitions are becoming more and more popular. There are no fans to make the wind. Indoor fliers want absolutely no wind. The kites for indoor flying are so lightweight the flier makes enough wind just by moving backward.

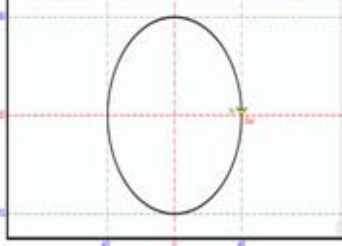
For more information, visit the NWSKL website at www.NWSKL.org or the American Kiteflier's Association at www.aka.kite.org

Adapted by Mary Ostay from "A Spectator's Guide to Sport Kite Competition" written and designed by Stephanie Heibert for the Eastern League Sport Kite Association



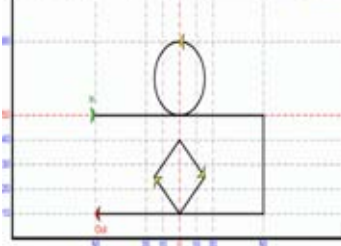
SPORT KITE COMPETITION COMPULSORY FIGURES

DI 02 - Circle



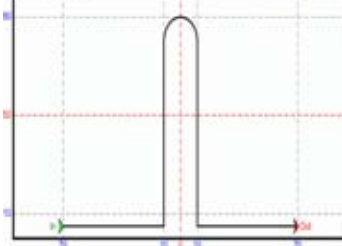
- Of particular consideration:**
- Circle
 - Speed control
 - Position within the precision grid
 - IN/OUT at same location

DI 03 - Circle Over Diamond



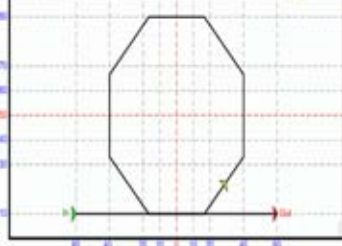
- Explanation:**
- The circle is directly above the diamond.
 - The diameter of the circle is the same as the width and height of the diamond.
- Of particular consideration:**
- Relative placement of components
 - Relative size of components
 - Parallel lines
 - Angles
 - Speed control

DI 07 - Jump



- Of particular consideration:**
- Right angles
 - Arc
 - Straight lines
 - Position within the precision grid
 - Speed control

DI 09 - Octagon




- Explanation:**
- All angles of the octagon are equal.
- Of particular consideration:**
- Position within the precision grid
 - Relative size of components
 - Speed control
 - Equal size of IN and OUT horizontal lines
 - Parallel lines

DI 14 - Register



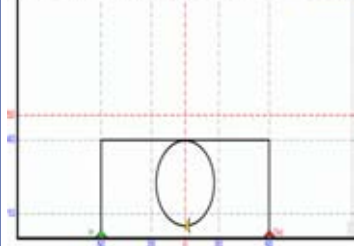
- Of particular consideration:**
- Relative placement of components
 - Arc
 - 90° turns
 - Position within the precision grid

DI 15 - LSI



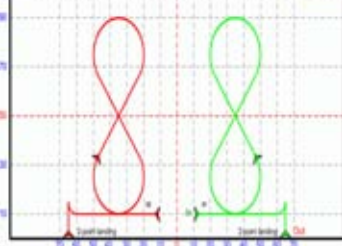
- Of particular consideration:**
- Arcs
 - Relative placement of components
 - Lines
 - 90° turns

DI 19 - Launch, Circle, and Land 2P



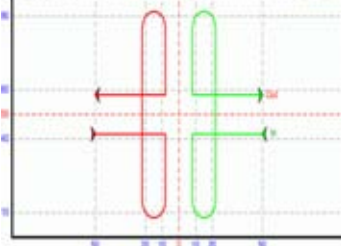
- Explanation:**
- Launch, right flank at 40° vertical, circle, flank down at 50° horizontal to a Two-Point Landing.
- Of particular consideration:**
- Straight lines
 - Two-Point landing
 - Turns
 - Speed Control
 - Circle

DP 06 - Inverted Eight with Landing




- Explanation:**
- Two-Point landing
- Of particular consideration:**
- Relative placement of components
 - Landing
 - Position within the precision grid
 - Parallel lines
 - Straight lines

DP 07 - H




- Of particular consideration:**
- Parallel lines
 - Relative placement of components
 - Spacing
 - Position within the precision grid
 - Arcs

DP 16 - Pair Square Cuts and Land




- Explanation:**
- Each square cut equals 20% of the vertical and horizontal window.
 - Turns are closely spaced.
- Of particular consideration:**
- Turns
 - Two-Point Landing
 - Relative size of components
 - Position within the Precision Grid
 - Speed Control

DP 18 - Pair Launch, Circle, and Land 2P



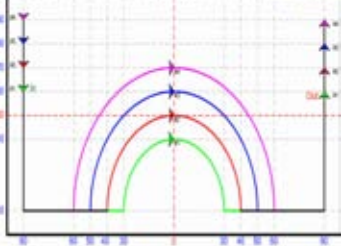
- Explanation:**
- Launch, right flank at 40° vertical, circle, flank down respectively at 60 and 40° horizontal to a Two-Point Landings.
- Of particular consideration:**
- Straight lines
 - Two-Point Landings
 - Turns
 - Speed Control
 - Circles
 - Position within the precision grid

DT 02 - Pick-up Sticks (4 man team)



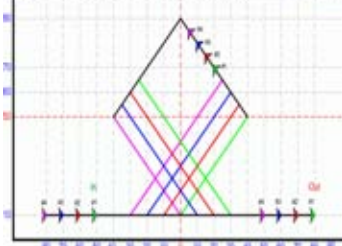
- Of particular consideration:**
- Relative placement of components
 - Speed control
 - Straight lines
 - Landing

DT 05 - Arch de Triomphe (4 man team)




- Of particular consideration:**
- Speed control
 - Arcs
 - Relative placement of components
 - Position within the precision grid
 - Timing

DT 08 - The Basket (4 man team)



- Of particular consideration:**
- Speed control
 - Spacing
 - Timing
 - Right angles
 - Parallel lines

DT 11 - Cascade (4 man team)



- Explanation:**
- Smooth transitions from horizontal to vertical and again to horizontal. All kites when flying down should be on the same diagonal line just before the first kite flies out and after the last kite has already flown into the down flight.
- Of particular consideration:**
- Speed control
 - Position within the precision grid
 - Spacing

• • • KITE TRAINS & ARCHES • • •



In 1894 the first kites flown in trains had a purpose. Meteorologists needed their extra lifting power to raise thermometers; wind speed and moisture measuring instruments higher than 1000 ft. William Eddy's bowed diamond kite invention became the expected shape for kites.

Soon after the Kite Festival began in 1980, Margaret Greger began teaching everyone in sight to make the plastic Conover Eddies then she included that kite, and how to train it, in her book Kites for Everyone. Not only had she started a trend but also they were affordable and made a dramatic statement in the sky. More and more people were getting into the act. The big challenge was who had the most on that one line.

Long Beach became known as the Kite Train Roundhouse in the Sky. In 1989, the word got around that in Japan there were kite trains that flew in arches. That fall Eiji Ohashi brought kite train arches to Long Beach with 1989 kites to honor the Washington State Centennial. He flew all of them here on this beach. His diamond kites had a piano wire as a cross stick so the kite could fly frontward and backward to form high arches anchored on both ends.

The plot thickens. Margaret Greger stated that the Northwest was a hotbed for kite trains. The Lilac Wind Chasers Kite Group of Spokane became the experts of plastic Conover Eddy trains. They perfected a plastic appliqué technique. Each year their club flies off the Boardwalk and are available to answer questions.

In 1994 Tony Wolfenden came from Australia and brought another design for kite arches. It eliminated the cross stick and made the arch almost a live being. This arch launches itself when the wind is right. Now the kite trains became sculptures in the sky.

Dual Line Kites

While all this was going on, two-line diamond kites appeared. You could buy them in one, three, and twelve packs. These were kite trains moving in graceful swoops with their long tails following every move.

This year the Windjammers Stunt Kite Flying Team from Detroit will frequently be flying trains of kites in formations choreographed to music for all of our entertainment. Watch for them everyday.



Kite Trains have Changed Shapes

Because much of kite flying is to decorate the sky, not all trains are diamond shaped. You may see rectangular kite with a round hole in the middle flying in a row. A square kite looking like a bird's face comes from Japan. Other trains include ghosts, shield shapes, tea shirts almost like laundry, and a train of birds such as parrots, swallows and hawks.

Begin a Train

Monday afternoon, the World Kite Museum will help you make three shield kites and train them together. The lessons begin at 1:30 pm and last until 3 pm.

• • • WORLD RECORD ATTEMPTS THIS YEAR • • •

MEGA REV FLY WORLD RECORD ATTEMPT

Saturday, Aug 21, 2010 | 3:00pm - 3:30pm

Each attempt should be between 30-45 minutes in length from the time we start.

Team flying with Revolution quad line kites has become a global phenomenon over the past four years with large mega teams being organized at events all over the world. In 2008, during Revolution's 20th anniversary, a new formation record was set in Bristol (UK) with a whopping 54 pilots.

This year at WSIKF, led by Team iQuad, teams are coming from all over the USA, Canada, UK, Australia and elsewhere to set a new world record in Long Beach, Washington. The goal is 100 kites and pilots, but a new world record will certainly be set with the largest single gathering of Revolution pilots ever assembled. This event will take place south of the Sid Snyder Drive Beach Approach.

While the general public is welcome to participate by joining in the learning activities all week and lofting their quad line kites into the air simultaneously during the attempts for a total mass ascension count, the actual formation attempts requires some degree of skill and will be limited to fliers with sufficient skills to do so safely.

Info and discussion - <http://tinyurl.com/megafly2010>

TOY STORY BOX KITES



A team of Ray and Donna Hertz, Barry and Susan Tislow, and Russ and Diane Little will attempt to set a world record at WSIKF this year. They will attempt to put up and fly two hundred (200) 38" Toy Story box kites. The current record listed with the Guinness World Book of Records is 43 box kites. The attempt will be made on Monday or Tuesday depending on the weather. Listen for an announcement.

• • • CATCH THE TROLLEY TO THE BEACH • • •

FREE TROLLEY RIDES

A free trolley will run the following schedule from the downtown area and the Kite Museum to Bolstad Approach. This service is for your convenience so you can park and ride.

Wednesday & Thursday: Noon - 5:00 pm

Friday: Noon - 9:30 pm

Saturday: 10:00 am - 9:30 pm

Sunday: 10:00 am - 4:00 pm

Ask your trolley driver about service to Ilwaco!



• • • KITE CLUBS • • •

Associated Oregon Kites (AOK)

toocoolkites@earthlink.net
PO Box 25616 Portland, OR 97298

Ben Franklin Society

Contact Larry Zilar 509-627-6752
zilarlm@charter.net

Lavender Winds Kite Club

Contact Brian Bradley | KiteBear@aol.com

Lilac City Wind Chasers

Contact Bill Cox 509-327-7974
cxbil@aol.com

NW Fighter Kite Association

www.fighterkites.org

Northwest Sport Kite League

Contact Bud Hayes | bud@thehayesplace.com
www.nwskl.org

Peninsula Breeze Blenders

Contact Bill Rogers billrogers@earthlink.net
Contact Lisa Ryan lisaryan@mail.com

Pierce County Kiteflyers Assoc. (PCKA)

Contact Bob Wendt 253-848-6325
Prez@pcka.org

Squalicum Kite Flyers

Contact Mike Button | kite102@aol.com

Washington Kitefliers Assoc. (WKA)

Contact Rick White | ssragtop@asol.com

Westport Windriders

Contact Marla Miller 253-752-7051
kypepl2@aol.com

Whidbey Island Kite Flyers Assoc.

Contact Al or Marjorie Taylor
360-678-9358

American Kite Fliers Association (AKA)

region10@aka.kite.org | www.aka.kite.org

British Columbia Kitefliers Association (BCKA)

PO Box 755 | Vancouver, BC Canada V6H4E4
www.bcka.bc.ca

The American Kitefliers Association 33rd Annual Convention & Competition

The American Kitefliers Association will hold their 33rd Annual Convention and Competition in Seaside, Oregon. After a lengthy search for the perfect venue, the Board of Directors chose Seaside for the fourth time in the 33-year history of the AKA!

Dates for the event are: October 11-16, 2010

Field events will be held on the beautiful beaches of Seaside, directly in front of the Shilo Inn & Suites. Festivities begin Tuesday October 12 through Saturday October 16, 2010. Events will take place each day from noon until 5 p.m. The best days for watching the fun will be Friday and Saturday.

Competition events include; Sport Kite's, Comprehensive Kitemaking, Fighter Kites, Daily Mass Ascensions and Traction Kiting. On Saturday the day will be filled with Rokkaku Battle's, Hot Tricks Shootout's and a Festival Extravaganza you won't want to miss!

Our Association's purpose is to educate the public in the art, history, technology, and practice of building and flying kites and to advance the joys and values of kiting in all nations. We supply our members with tools for making kites, conducting kite festivals, setting up kite clubs, tools for use in classrooms and more.

Though our National Convention is for members to complete their annual competition and receive their awards; we invite the public to view the competitions and to learn more about our Association and Mission.

If you are interested in learning more about the AKA or the 33rd National Convention, please visit our website at www.aka.kite.org.

• • • INDOOR KITE FLYING • • •

Don't miss the unique and exciting indoor kite flying at Long Beach Elementary on Washington Avenue & 4th Street. Be sure to catch one evening of indoor flying!

Performers can warm up from 4-7 pm on Wednesday & Thursday. Demonstrations take place from 7-8 p.m.

Friday warm-ups begin at 6:15 pm. Competition begins at 7:00 p.m. and lasts until 8:15 p.m.

Flyers perform individually and sometimes in twos or threes. The flying is choreographed to the beat and the mood of a predetermined piece of music.

The kites used are very lightweight and the movement of the flyer's feet, and his manipulation of the kites diving or being pulled directly overhead, creates enough pull to make them dance.

Not all performers want to create graceful ballet. Others perform acrobatic jumps and crazy antics.



Awards Banquet & Kite Auction

Saturday, August 21st • 5:30 p.m.
Elks Lodge • 106 N Pacific • Long Beach

Saturday night of every Washington State International Kite Festival culminates in a frenzied, last-chance, social get-together of stories of the past week, awards for competitions, and special presentations of free registrations for future kite flying and making events.

This year's theme, UNDER THE BIG TOP, includes an invitation to dress like a clown! To get in the mood, you don't need much. How about that old pair of tennis shoes? Paint them in outrageous colors and attach used holiday bows. A red nose always works or a ridiculous hat trimmed with rusty kitchen utensils or feathers, flowers or fruit. Join the laughter and jokes at the auction and Awards Banquet.

Food will be more upscale than the typical circus hot dog on a stick, and ticket sales will be limited to ensure there is plenty of food and fun for everyone. The Elk's Banquet Hall doors open at 5:30 p.m. for the no-host bar, bag raffle and silent auction. Food served at 6:15 p.m. The loud auction begins at 7:30 p.m. Tickets are \$22 at the door (\$20 pre-purchased through the Kite Museum) and include tax and tip. Join us!



• • • WHAT WILL YOU SEE AT THE KITE MUSEUM? • • •



DIME STORE KITES – These jewels of the 1920s to the 1960s remind many visitors of their first experience with kite flying. See how cars and stores looked then.

EYE WITNESS TO DISASTER AND TRIUMPH – Kite aerial photography in 1906 records the San Francisco Earthquake that year. Learn of the significance of George Lawrence's work.

KITES OF WORLD WAR II – See how the military dealt with communication before cell phones, internet, radar and helicopters.

A KITE JUNKET THROUGH SOUTHEAST ASIA – On your stroll through the kites of Japan, China, India and Indonesia, learn how kites send messages, display art, are part of games, honor heroes and show national pride.

THE KITE RUNNER – Find out the significance of kites in Afghanistan. Take time to add observation of kite fighting from the south end of the Boardwalk.

KITES HAVE PULL – Besides seeing the first kite buggy ever made, see how kites have pulled people across Greenland using skis, are used by ships to cut down gas costs and pull people on water skis and boards.

KITES ON STAMPS – Be an explorer. Follow the kite stamps around the world map.

HOW THE WIND BLOWS – Visit the Museum's white tent near the flagpole on the beach. See how wind begins and what determines where it goes.



**Admission Includes
making a kite to
take home!**





LONG BEACH, WASHINGTON

SUPPORT THE FESTIVAL! **Buy an Official 2010 Souvenir!**

Official Souvenirs are sold ONLY at our Kite Festival Booth. The Booth is run by volunteers and all proceeds are used to support the Festival.

Many new styles and colors of sweatshirts (crew & hooded), T-shirts (short and long sleeved), and tank tops, will be available this year. Selected styles of apparel will be available with embroidered logos. You will find earrings to match the shirts, along with 2010 pins, patches, and hats. Sales committee members suggest you shop early for the best selection!

Before the festival begins, you can purchase merchandise at our sales booth, beside Great Northwest Federal Credit Union in downtown Long Beach.

About 2010 Poster Artist Pat Fagerland

My calling to the arts is not just a profession but rather a way of being. From my earliest years I approached life from a creative point of view. As a child I built forts, made my own paper dolls, and painted murals on my bedroom walls.

I have worked as a fabric designer, a book illustrator, an interior designer, an art teacher, and a substitute teacher for any grade level.

Primarily I am a painter and printmaker but recently I have begun to dabble in sculpture. My work has been represented in galleries in both one person and group exhibitions and I have participated in juried and invitational shows. My productive art comes to me in fits and spurts inspired by everything from family, a lot of gardening, hiking, books I read, movies I watch and the friends that surround me.

It is truly a thrill to be a two-time winner of the Kite Poster competition. I have great respect for all who put the time and effort into creating entries for each year. My design for this year is inspired by the beach community and all the elements that make it unique. For the last twenty years, it has been a wonderful place to call home.




••• 2010 PHOTO CONTEST •••

This will be the 2nd year of the World Kite Museum's Photo Contest. The contest is open to pictures taken at the 2010 Washington State International Kite Festival. Photographers of all skill levels can enter. Limit is ONE (1) entry per photographer, so submit your very best shot! Images can be horizontal or vertical, 4" x 6" in size. Submitted photos must have at least one kite in them.

For more information attend the Photo Workshop at 9:30 a.m. Tuesday, August 17th at the Kite-Making Tent on the main (Bolstad) beach approach. Printed rules will be available there and at the World Kite Museum.

2009 WINNERS

Donna Reynolds ↓ & Brian Pierce →



GENERAL DISPLAYS – There are kites, tents, banners, and all sorts of interesting things to see all around the festival area. Feel free to look and ask questions! But please, don't touch without permission. And, of course, please be careful where you walk! It is easy to be looking in the sky at the wonderful show and trip over a display at your feet.

SPECIAL NOTE TO KITERS – Remember the three "C's" of responsible kiting: CAUTION, COURTESY and COMMON SENSE. There are large, appreciative crowds at the festival.

DO NOT leave large displays unattended. Make sure lines on tethered kites in open areas are well marked. DO NOT fly abrasive or 'cutting' line in open areas. Be cautious with sport kites in crowded fields. Communicate with other fliers and share flying space. Good conduct, a positive team spirit, and courteous behavior will enhance the festival for everyone.

SPECIAL NOTE TO NON-KITERS – Have fun! Ask questions. Meet the kite fliers. Most are happy to talk about their creations, experiences, and about other kites in the area. But please also be careful, Kites occasionally fall out of the sky without warning. Look out for lines and for equipment on the ground.

Please keep dogs on a leash. Please ask your kids to be responsible as well. It is a large festival and easy for young visitors to get separated or wander into potentially hazardous situations. Good conduct, a positive team spirit, and courteous behavior will enhance the festival for EVERYONE!

••• KITE SAFETY & CONDUCT •••

There are amazing things to see and enjoy at a kite festival. But to make sure everyone has fun, it is important to follow basic safety guidelines, whether you are a professional performer, fun flier, or spectator at the event.

MARKED FLYING AREAS – Many of the demonstration fields are roped off for safety. Larger kites or maneuverable kite performances are limited to these marked areas. The fliers are asked to keep their kites inside the boundaries, and spectators are asked to stay outside

Performers in the demonstration field are scheduled by festival management. Ask for a turn if you'd like to be included!

Kites anchored in the Large Kite Field are approved by safety officials and the fliers are identified by wrist bands. Spectator and flier safety is paramount. Please don't go into the marked fields unless you are specifically invited and accompanied by a registered flier. Lots of other open space is provided for general flying.

Festival field personnel wear 'safety vests' for easy identification.

• • • 2010 COMPETITION RULES • • •

IMPORTANT INFORMATION FOR FLIERS

- If you are flying in a designated field, you must be registered and have a wristband. This is an insurance requirement. Please check at the Beach Director's Trailer – located near the north end of the Boardwalk – to register.
- Registration will open at 8 a.m. unless otherwise noted.
- Events and times may be changed or modified due to the weather and/or wind conditions. Flexibility is the key for everyone's happiness.
- If you are entering an event which requires you to provide music, it must be on a CD. An MP3 or iPod can be used for demonstrations only. Please deliver your music to the announcer at the Sound Tent.
- All kites that are anchored must be marked with safety tape at eye level and two feet above the ground. Kites must be supervised at all times.
- The North American Fighter Kite Association (NAFKA) will provide event coordinators for all fighter kite events

MONDAY, AUGUST 16, 2010

Mary Yoshimi, Day Coordinator

Kite Trains - Arches - Multi-Line Stacks

Kay Buesing, Event Director 10:00 a.m. South of Bolstad

Ribbons will be given for the Most Beautiful and the Most Unique in four categories: trains, Ohashi Arches, European Arches and Stunt Kite Stacks. The longest arrangement plus other awards will be given at the judges' whim. For Stunt Stacks, ribbons will be given for the Most Colorful and the Best Routine. Music is not necessary. Remember you can register at 8:00a.m. so you can get your trains up early. Judging begins at 10:00 a.m.

Fighter Kites

10:00 a.m., Fields D & E

Time to get reacquainted! Throughout the day there will be practice flying and kite tuning on the fighter kite fields.

Special Friends Day

Mary Yoshimi, Event Director 10:00 a.m. – Noon & 1:00 – 3:00 p.m., Kite Making Tent

- Participants will build, decorate & enjoy flying their kites
- Kite making will be in the Kite Making Tent just north of the beach approach
- The kite flying field is located adjacent to the Kite Making Tent

Kite Train Workshop

Sponsored by the World Kite Museum 1:00 p.m., Kite Making Tent

So you too may become a kite train engineer, the World Kite Museum sponsors making a kite train of three shield kites of multi-colors. The cost is \$6.

TUESDAY, AUGUST 17, 2010

Terrific Territories

Terrific Tuesday Top Team: This competition becomes more popular every year. Teams are limited to 10 members. Points are still earned for each of the activities on Tuesday's schedule. Each entrant earns points for participating, in addition to the points earned for winning or placing in individual and team events. Clubs, family groups - any group of people who choose to "bond" for the day - may register to accumulate points throughout the day. The winner will earn the right to fly the "Top Team" banner until next year. The winner will be announced at noon on Wednesday.

Camera Workshop

9:30 a.m., Kite Making Tent

Lee LaFollette, a local photographer, will hold a workshop giving tips on how to take good pictures of kites in the Kite Making Tent. Learn about the festival photo contest.

Club Camps

Registration closes at 10:00 a.m., Judging from 11:00 a.m. – Noon

A "club camp" is a ground display, set up by a particular team. This can include ground art, banners, flags, tents, kites "at rest," people, pets – use your imagination. Judging is based on color coordination, artistic merit, innovation and overall presentation. Judges probably can be influenced by the presence of things like chocolate and other edibles.

Totally Tubular

10:00 a.m., Field A

Tuesday is "tube day" (No, not the TV). Bring your tubes. Tubes can be as beautiful as kites, so bring them and show us how. Anything that attaches to a kite line and inflates and is semi-round qualifies as a tube. Examples are chains, men, spiky balls, spin socks, even drogues.

Categories are as follows:

- The Tail Wags the Dog. This category judges how well your tube tail enhances your kite.
- Spin Me Around 'til I'm Dizzy. We're looking for tubes that spin or move.
- Trick Tubes. Does your tube make another shape, such as a chain?
- Go Figure. Two or more tubes flown together in concert, such as a train of koi, helix tubes, etc.
- Best of Show.

Bamboo Challenge

1:00 p.m. Fields D & E

This fighter kite competition will be in a short line touch format and all competing kites must be framed in bamboo. The concept is to maintain a connection to traditional fighter kites that were, and still are, framed with bamboo. Contemporary "short line fighter kites" are technically advanced and much faster in the sky, so this particular competition is reminding us of our roots.

Traditional Eastern Style Kite Fighting Demonstration

On the beach just south of Sid Snyder Drive

A group of fliers will demonstrate kite fighting in the traditional Eastern Style. The weather must be favorable and relatively dry or this event to take place.

Individual Rokkaku Battle

Pilots meeting 10:30 a.m., Battle at 11:00 a.m., Fields A & B

The individual Rokkaku Battle will feature traditional shaped Japanese Rokkaku battle kites. All participating kites may be no larger than four (4) feet. No Kevlar or cutting line may be used. The judges may disqualify a kite if the construction materials appear to be unsafe. Other safety regulations may be announced if deemed necessary. Gloves must be worn; hard hats are optional. All kites and line are to be provided by the contestant. The battle will be run in as many heats as time allows. Line length will be limited to 150 feet. During competition, contestants may move about the entire field. A grounded kite must be removed from the field immediately. Kites may not be grounded by intentional physical contact between contestants or between contestants and an opposing kite or line. Only contestants and staff may be on the field during the battle.

- Scoring:** Last kite in the air ... 5 points
Next to last kite 4 points
Second to last 3 points
Every contestant will get 1 point for each kite that they down.

Remember to have fun and that the judges' word is final.
Extra points for lights on your hard hat and also for boxing gloves.

Team Rokkaku Battle

3:00 p.m. – 4:30 p.m., Fields A & B Pilot's meeting at 3:00 p.m.

This is a team competition, giving teams a chance to demonstrate their skills as a group. The objective is to knock or cut other kites out of the sky using your team's kites. Gloves are required. AKA competition rules will be used. In order to ensure the safety and maximize the enjoyment of the teams, the following rules will be strictly enforced.

1. A team consists of at least three members. They must fly a traditional Rokkaku (hexagonal) shaped kite. All team members must be on the flying field at the beginning of the competition. The addition of team members from outside the field will result in immediate disqualification and removal of the team from the field. All team members must be holding on to their kite line during the entire competition. Failure to hold on to the line will result in disqualification of the team. Team members must avoid body contact with opposing team members and their lines. Any obvious attempt to make such contact will result in disqualification.
2. Sharp objects connected to the line will result in disqualification. Any attempt to cut an opposing team's line with a knife or other sharp object carried onto the field by a competitor will result in disqualification.
3. Members of teams that have been forced down or disqualified must leave the field immediately. They may not make any attempt to interfere with the remaining teams.
4. Any team observed not engaging for a 30 second period will be given a 30 second warning. They will be timed by a judge and disqualified if contact is not made. Teams will also be timed for contact on a random basis.
5. The judges may stop the competition at any time by sounding a whistle or horn. All competitors must stop in place at the sound. It is expected that this will only occur when an injury has occurred or an unsafe condition is felt to exist on the field.

This event is usually run in several heats, with scoring determined by the finishing places of the teams in each heat. The event director will determine the number of heats based on the available time and the condition of the fliers. The judge's word is final!

WEDNESDAY, AUGUST 18, 2010

CHILDREN'S AND SENIOR'S DAY

Paint Me Patriotic

Barry & Susan Tislow, Event Directors All Day Event

Fly your red, white and blues all day everywhere including Field B after 12 noon.

Judging will be from 2:00 p.m. – 4:00 p.m.

Categories include:

- **Biggest piece** (kite or line laundry) in the sky
- **Most impressive display on one line**
- **Most kites, banners and stuff from one family**

Children's Events

Christian Slater, Vance Flippin & Mason Flippin 10:00 a.m., Field A

Every child will receive a prize. Children should go directly to the flying field. They do NOT need to register for this event. A large turnout may result in more age groups being added to this event.

- **0-4 years** - with or without parents help. This age group will have a chance to show their stuff. No competition.

- **5-9 years** - participants may be coached, but may not receive physical assistance

Sprint: At the signal, you will run between two points without your kite touching the ground.

Reel Out: At the signal, kites are launched and reeled out until the next signal. Winners are the children with the most line out.

- **10-14 years** - May not receive any assistance

Sprint: At the signal, you will run between two points without your kite touching the ground.

Reel Out: At the signal, kites are launched and reeled out until the next signal. Winners are the children with the most line out.

Senior Fighter Kite Challenge

10:00 a.m. – Noon, Field B

In keeping with the theme of the day, participants must have celebrated their 50th birthday!

Kids for Today Events

Glenda Kleppin Field Director Registration: 9:30 a.m. to 11:00 a.m., Registration Tent

Please join Washington Kitefliers Association and other WSIKF participants in an effort to make the sport of kiting more accessible to our youngest spectators. Ribbons and specially designed Kids' Day pins will be awarded to the top recipients in each category. These pins will come in various colors, so please enter several events if you want to collect a whole set. Judging in all of the events will be based on the appeal to the under 14 crowd. Judges will have wide discretion in awarding points and can probably be bribed or otherwise influenced (chocolate is a good choice).

Indoor Kite Flying
at Long Beach Elementary

Demonstrations on
Wednesday & Thursday

Competition on Friday

See Page 30.

Seventh Annual Foster Grandparent Fun Fly

11:00 a.m. – Noon, Field A

For many people, the first memory of flying a kite is associated with an outing with an older family member. In this event, a “foster-grandparent” is paired with one or more temporary “grandchildren” who earn(s) a new kite by learning how to properly fly it.

ADULTS: The first 100 adults to register will be guaranteed a Kids’ Day pin. Register early, certifying that you have a kite to give to your foster grandchild and that you will make an effort to teach them to fly it properly. A special pin will be awarded to people who bring more than 2 kites to give to their “grandchildren.” No adult will be allowed on the field unless accompanied by someone under 14.

KIDS: The first 100 kids (14 and younger) to register for this event are guaranteed a free kite , a special “Kids’ Day” pin, and someone to give them personal kite lessons with their new kite.

Kids Camps

All Day Everywhere Judging 1:30 p.m. – 2:30 p.m.

Join with your friends or work alone to set up a camp display that appeals specifically to kids. Current or classical books, movies, songs, and/or nursery rhymes may provide inscription for your display. You will earn extra points if you have educational displays and/or actual kite making activities taking place at your camp. All participants will receive a “Kids’ Day” pin. There are separate awards for camps that have been set up by kids under the age of 18, so be sure to let the folks at registration know if you are a “kid” with your own camp.

Top Kid Award

All Day Everywhere

Flying a kite brings out the inner child in all of us. On the beach, ribbons and ‘Kids’ Day’ pins will be awarded to individuals who best exemplify the joys of childhood through their beach activities, crazy hats/costumes, and whatever else attracts positive attention. You can either sign up for this competition (in the appropriate age categories); sign up someone else; or simply come to the attention of the judges as they are wandering around the beach (judges will not be responsible for erroneous assignments to the wrong age group). No stuffed shirts allowed (unless they are part of a clown outfit).

Age Categories for Judging:

KIDS: 12 and under

TEENS: 13-20

YOUNG ADULTS 21-45

YOUNG GRANDPARENTS: 45ish-60ish

SUPER SENIORS (60+). Plan to join in the fun!

Kite Museum Workshop Fly

1:00 p.m., Field A

For all of you who have made kites at one of the Museum workshops, this is the time to show them off! Let’s get them in the air and wow the crowd.

WEDNESDAY, AUGUST 18, 2010

CHILDREN'S AND SENIOR'S DAY

Kid's Kite Making

1:00 p.m. – 4:00 p.m., Kite Making Tent

This annual event is sponsored by the World Kite Museum. Donations are welcome.

Fighter Kite Showcase

The North American Fighter Kite Association will put on a demonstration showing and explaining various aspects of fighter kites and all they can do, including "short line" fighting. We will include a "sheep and wolves" game showing the Eastern Style of line cutting. The wolves will fly with Manjha line (glass impregnated cutting line) and the sheep will have cotton line. As in *The Kite Runner*, when a kite has been cut from the sky, whoever retrieves it will keep it as his or her own. Kids of all ages need to know that these kites are very fragile, so handle them gently.

Following the showcase, representatives from the North American Fighter Kite Association will be available in the southeast corner of Field E to help those who have retrieved kits learn how to fly them. Flying line and kite repair materials will be available.

Buka Buka Bash

2:30 p.m., Field E

This will be a short line competition restricted to Buka style fighter kites.

Senior Ballet

Mike & Terry Huff, Event Directors 2:30 p.m. – 4:00 p.m., Field A

Competitors must be 50 years old or older - This competition will be judged on music selection which should include change of tempo or mood suited to kite flying; smoothness of movements to show control and flow of music; number and variety of moves, innovation and over-all enthusiasm. Performances are limited to 5 minutes.

Red, White & Blue Individual Rokkaku Battle

Barry & Susan Tislow, Event Directors 4:00 p.m., Fields A & B

This event will follow the same rules as on Tuesday with the following additions:

1 extra point for red, white & blue kites

1 extra point for seniors 50+

1 extra point for costumes

Gloves are mandatory.

Traditional Eastern Style Kite Fighting Demonstration

4:00 p.m., On the beach at Sid Snyder Drive

A group of fliers will demonstrate kite fighting in the traditional Eastern Style. The weather must be favorable and relatively dry for this event to take place.

Indoor Kite Flying
at Long Beach Elementary

Demonstrations on
Wednesday & Thursday

Competition on Friday

See Page 30.

THURSDAY, AUGUST 19, 2010

Handcrafted Comprehensive Competition

Al Councilman & Robin Haas, Co-Directors

9:30 a.m., Field A

- All kites entered in today's competition will be flown and judged by the "RULES AND GUIDELINES FOR COMPREHENSIVE KITEMAKING COMPETITION," published by the AKA, as a guideline.
- Every participant in the Handcrafted Kite Competition will be a winner! A special participation pin will be given to every competitor that enters at least one kite for judging.
- Judging criteria includes craftsmanship, structural design, kite flight and handling, and visual appeal.
- Each event (except Smallest Kite) will include four competitor levels: APPRENTICE, JOURNEYMAN, MASTERS & KAHUNA. A questionnaire form will be available to determine each competitor's skill level. Fliers may choose to compete at higher skill level than the questionnaire determines.
- Pre-registration will be open for three hours on Wednesday afternoon. Listen for announcements.
- Kites that have placed in Handcrafted Competition at WSIKF in previous years are ineligible to compete.
- Kites can be either built by an individual or cooperatively by two or more people (hence no Cooperative Kites category in this year's competition).
- Upon the completion of the competition, a drawing will be made from the APPRENTICE winners for a free ride scholarship to Fort Worden Kite Makers Conference (room, meals and tuition).

Events (not listed in any particular order):

- **TRAINS AND CENTIPEDES** – Kites of any shape or structure that is connected by lines to each other.
- **THE SMALLEST KITE** – The kite should demonstrate stability in flight. Once meeting this requirement, the kite with the smallest amount of lifting surface will be declared the winner.
- **FLAT OR BOWED KITES** – The lift surface is a single plane. Diamonds, Della Portas, Eddys, Edos, and Bermudas are all examples of Flat or Bowed Kites.
- **ROKKAKU KITES** – Kite shape must be six-sided and framed as a traditional Sanjo Rokkaku
- **CELLULAR OR DIMENSIONAL KITES** – A three dimensional structure with the wind flowing through channels formed by the sail surfaces which are also lifting surfaces.
- **DELTA OR DELTA DERIVATIVES** – Usually a triangular winged kite
- **SOFT & SEMI-RIGID** – The shape of the kite is maintained by the interaction of the wind on the sail and the proper bridling of the kite. Semi-rigid kites may have spars going in one direction only.
- **FIGURE OR NOVELTY KITES** – Shapes of these kites represent persons, animals, or other objects. Kites whose surfaces are decorated with pictures or representations of the above are not considered figure kites.
- **STUNTS OR MULTI-LINE KITES** – Kites which require more flying lines to lift the kite in the air and keep it steady as it flies.

THURSDAY, AUGUST 19, 2010

Handcrafted Comprehensive Competition Events, Continued

- **TRADITIONAL KITES** – Kites include eastern or western kites using designs that might have been found before 1950 and/or based on designs indigenous to the region they represent. This includes countries such as Bali, China, India, Japan, Korea, Malaysia, and Thailand.
- **LINE ACCESSORIES** – Sometimes referred to as “line art,” this category will include any tethered object. The object may be tethered to a kite, line, or the ground. Examples would include wind socks, bols, wheels, etc.
- **FIGHTER KITES** – This category is open to all types and designs of fighter kites
- **MULTI-LINE FIGURE KITES** – The shapes of these kites, the flight of which is controlled by two or more lines, represents persons, animals, or other objects. Kites whose surfaces are decorated with pictures or representations of the above are not considered figure kites.
- **INNOVATIVE CONCEPTS & DESIGNS** – This category recognizes new designs or styles of kites that do not fit within any other category. Imagination, innovation, experimentation, and originality are added emphasis.
- **OPEN OR COMBINED KITES** – This category will be used only when there are kites entered in the competition that do not readily fit within any other category, or if there are insufficient entries in more than one of the other categories to warrant a separate competition in that category.

'Mad Mary' Dance Card Marathon

9:00 a.m., Fields C, D & E

Mad Mary was inspirational to the founding members of the Northwest Fighter Kite Association. This event will be a short line competition open to any single line style fighter kite, and to anyone who would like to participate. Each flier will compete with as many or as few fellow kites as they want. This event is all about having fun and encouraging very big grins!

Registration For Mass Ascensions

10:00 a.m., Registration Tent

Traditional Eastern Style Kite Fighting Demonstration

4:00 p.m., On the beach at Sid Snyder Drive

A group of fliers will demonstrate kite fighting in the traditional Eastern Style. The weather must be favorable and relatively dry for this event to take place.

Lincoln City

On the Oregon Coast

➔ **26th Annual Summer Kite Festival - June 26-27**
32nd Annual Fall Kite Festival - October 9-10

Major Sponsors Include: Salishan Spa & Golf Resort, Looking Glass Inn, O'Dysius Hotel, Winddriven, Lincoln City Visitor & Convention Bureau, NW Winds, Motel 6, Gomberg Kite Productions Intl, Ashley Inn & Suites, Lincoln City Kite Friendship Association, Phantom Star Design, Pelican Shores Inn, Chinook Winds Casino Resort, Tanger Outlet Center, Beachcombers Haven, Bella Beach Vacation Rentals and more!

"The best kite flying location in North America."
by KiteLines Magazine.



Lincoln City ★
• Portland
• Salem
• Eugene

541-996-1274 • www.oregoncoast.org • 800-452-2151

FRIDAY, AUGUST 20, 2010

NAFKA World Cup Competition

9:00 a.m., Fields C, D, & E

The North American Fighter Kite Association and WSIKF sponsor the Fighter Kite Line Touch World Cup Competition. The competition format will be explained at the 9:00 a.m. pilots' meeting.

Sport Kite Events

Fliers' Meeting – 9:00 a.m., Field B

Novice Individual Ballet – 11:30 a.m., Field A

Novice Individual Precision – 1:00 p.m., Field B

Open Pairs Ballet – 2:30 p.m., Field A

Experienced Individual Precision Competition

9:30 a.m., Field B

Mass Ascension #1– Deltas & Delta Derivatives

Barry Crites & Vic Eshpeter, Event Directors 10:00 a.m., Field A

Register Thursday, 10:00 a.m., at the Registration Tent. Part 1 of 4 piece pins for the first 240 fliers.

Junior Dual Control Competition

Teri & Mike Huff, Event Directors 11:00 a.m., Field B

- Mandatory Pilots meeting at 10:00 a.m.
- Must be 14 year old or younger
- Contestants will furnish their own kite
- The event and time may be modified or canceled depending on the wind and/or weather
- Three compulsory figures will be flown: a square, circle, and vertical figure eight

Mass Ascension #2 – Cellular Kites

Barry Crites & Vic Eshpeter, Event Directors 1:00 p.m., Field A

Register Thursday, 10:00 a.m., at the Registration Tent. Part 2 of 4 piece pin for the first 240 fliers.

Pin Challenge

Barry Crites & Vic Eshpeter, Event Directors 11:30 p.m., Kite Making Tent

30 largest pin collections will be awarded a pin

Fort Worden Fly

Ron Miller, Director 3:00 p.m. – 4:00 p.m., Field B

Sign Up 9:00 a.m. Friday at the Registration Tent

The Fort Worden Kitemakers Conference again sponsors this event. Anyone having a kite made at one of the conferences is invited to fly it and receive an event pin. You are not required to have made the kite yourself to qualify. Come and join the fun.

Indoor Kite Flying
at Long Beach Elementary

Demonstrations on
Wednesday & Thursday

Competition on Friday

See Page 30.

FRIDAY, AUGUST 20, 2010

Mystery Ballet Northwest Sport Kite League (NWSKL)

3:30 p.m., Field A

This is an event you won't want to miss. Single line, dual and quad fliers put their flying to a real test. In other stunt kite competitions, fliers have practiced and practiced a routine to a song of their choice. But, in this event, fliers will not know what song they will be flying to until the music starts. This usually leads to fresh kite dancing that is a favorite among kite fliers and audience alike.

All songs will be 2–4 minutes in length. A variety of music will be presented. The contestant's flight order will determine the song that will be their accompaniment. The flight order will be determined by drawing numbers at the mandatory fliers meeting. With a few exceptions, rules from the AKA rulebook will be followed. This event is only for fun, so if a field is a little small or a rule is twisted to fit the situation, it is okay.

A panel of judges will score each contestant on the following criteria:

45% TECHNICAL: The variety and the difficulty of maneuvers and how well they are executed.

45% CHOREOGRAPHY: How well the flier performs to the music.

45% RESPONSE: How well the flier "wows" the crowd. Make some noise for your favorite flier!

Lighted Kite Night Fly

Evonne Miller & John Barresi, Event Directors

8:00 p.m., Field A

Mandatory Fliers Meeting: 7:30 p.m.

All participants should be registered before 4:00 p.m. on Friday. There will be a flier's meeting at 7:30 p.m. in Field A. Wind permitting, each flier will be allowed a two (2) minute fly with music provided by the event directors. While this is not a formally judged event, there will be some ribbons presented for special effort. Kites may be shown on the ground and/or in the air. Assistants will be available to help stage entering and exiting. All kites enter the flying field from the north and exit to the south. Staging will be inside the east edge of the field. Have fun and fly safely.

NO FLIERS ARE ALLOWED IN FIELD B DUE TO THE FIREWORKS. ALL VEHICLES AND PEOPLE MUST BE CLEAR OF THE FIELDS A & B BEFORE THE FIREWORKS CAN BE DETONATED.

FIREWORKS will follow the Lighted Night Fly. (Approximately 9:45 p.m.)

SATURDAY, AUGUST 21, 2010

Sport Kite Events

- Flier's meeting – 9:00 a.m., Field B
- Experienced Individual Ballet – 9:30 a.m., Field A
- Beginner Sport Kites – 10:30 a.m., Field B
- Open Pairs Precision Competition – 11:30 a.m., Field A
- Open Team Precision Competition – Noon, Field B

Indoor Kite Flying
at Long Beach Elementary

Demonstrations on
Wednesday & Thursday

Competition on Friday

See Page 30.

SATURDAY, AUGUST 21, 2010

Cody Fly

Rick White, Event Director 11:00 a.m. - Noon, Field A

Have you got a Cody kite? Well come and join us!

- A kite flier with more than one Cody kite may fly as many of their kites as they like during the designated time, either one at a time or in a stack. Each kite will count toward the final count.
- A person not owning a Cody may fly someone else's kite. Cody kites do not need to be handmade.
- If there is insufficient wind, the event will still be held.
- Kites that have flown in other Cody events are automatically eligible. Those kites that have not previously proven their flyability may become authenticated by a long line launch and kept aloft for at least two minutes. The kite may have three attempts during the designated time either by the owner or by someone else.
- Get your pins and be part of the group picture!

Teddy Bear Drop

Cliff & Gerry Pennell, Directors 12:30 p.m. – 1:00 p.m., Field A

Children nine (9) and under can register beginning at 11:30 a.m. until 12:30 p.m. Fifteen names will be drawn and those children will go out on the field and catch their bear.

Is that a "Bear in the Air"? Yes, the Long Beach Bears will be performing at the WSIKF on Saturday. This year's graduating class includes expert sky divers jumping for the opportunity to go home with a lucky boy or girl. The whole squadron of Bears has been practicing all year to get ready for this event. The robust elimination process, which determined today's performers, was highly competitive. Fifteen members of the Long Beach Bears Squadron are looking forward to retirement and enjoying the "easy life" at their new home.

This event is FREE to all children age nine (9) and under. Registration will begin at 11:30 a.m. in the Registration Tent. All those children present who have registered prior to the jump will be in the drawing to provide a good home for one of the skydivers. Children must be present when their name is drawn to be able to take home a Long Beach Bear.

Come to Field A ready to cheer for the Bears performing their final jump before retirement.

Parade Of Colors

12:45 p.m. Line up at the north end of the Boardwalk

Join the Parade of Colors with your flag or banner! Everyone is welcome! Line up beginning at the north end of the Boardwalk. The parade will march on the boardwalk and then around Field A. If you cannot walk through the sand, then join us at the Field. The Recognition Ceremony for the Featured Fliers will be held once the parade participants are around the field. The first 100 participants who line up with a flag or banner will receive a Parade Pin. Pins will be given as you come off the field.

Have You Seen The Fairy Godmother?

After the Parade of Colors, be sure to look for the return of the Fairy Godmother. She will be wearing her wings and wandering around somewhere near the Kids' Kite Making Booth. As in past years, she will be giving out free goodies to kids of all ages.

SATURDAY, AUGUST 21, 2010

Perhaps Something New For Fighter Kites

10:00 a.m., Field E

Now this could be a make-up opportunity for a missed event due to inclement weather or a continuation of an unfinished event. Or, it could be an entirely new event. Come and see. Come and fly. Regardless, more Fighter Kite flying.

Rokkaku Challenge

David Gomberg, Event Director

1:30 p.m. – 2:30 p.m., Fields A & B

This is a team competition in which the emphasis is on fun more than winning. The objective is to knock or cut other kites out of the sky using your team's kite. AKA competition rules will be used. In order to ensure the safety and maximize the enjoyment of the teams, the following rules will be strictly enforced.

- A team consists of at least three members. They must fly a traditional Rokkaku (hexagon) shaped kite. All team members must be on the flying field at the beginning of the competition. The addition of team members from outside the field will result in immediate disqualification and removal of the team from the field. All team members must be holding onto their kite line during the entire competition. Failure to hold on to the line will result in disqualification of the team. Team members must avoid body contact with opposing team members and their lines. Any obvious attempt to make such contact will result in disqualification.

- Sharp objects connected to the line will result in disqualification. Any attempt to cut an opposing team's line with a knife or other sharp object carried onto the field by a competitor will result in disqualification.

- Members of teams that have been forced down or disqualified must leave the field immediately. They may not make any attempt to interfere with the remaining teams.

- Any team observed not engaging for a 30 second period will be given a 30 second warning. They will be timed by a judge and disqualified if contact is not made. Teams will also be timed for contact on a random basis.

- The judges may stop the competition at any time by sounding a whistle or horn. All competitors must stop in place at the sound. It is expected that this will only occur in the event of an injury or if an unsafe condition is felt to exist on the field.

Children's Kite Making

2:00 – 4:00 p.m., Kite Making Tent

Children 12 and under are welcome to come and make a kite! Volunteers will be there to help. There is no charge, but donations are gladly accepted. All donations benefit the World Kite Museum.

Sport Kite Events

- Open Team Ballet – 2:30 p.m., Field B,
- Masters Individual Ballet Competition – 3:30 p.m., Field A

Mass Ascension #3– Flat and Bowed Kites

Barry Crites & Vic Eshpeter, Event Directors 2:30 p.m., Field A

Register Thursday, 10:00 a.m., at the Registration Tent. Part 3 of 4-piece pin for the first 240 fliers.

SATURDAY, AUGUST 21, 2010

FIREWORKS will begin at approximately 9:30 p.m.

SUNDAY, AUGUST 22, 2010

Fighter Kites

Everywhere, all day long.

Sport Kite Events

- Flier's Meeting – 9:00 a.m., Field B
- Masters Individual Precision – 9:30 a.m., Field B
- Open Quad Precision – 11:00 a.m, Field B
- Open Quad Ballet Unlimited – Noon – 1:30 p.m., Field A

Memorial Fly

Rae Bohn, Director 10:00 a.m., Field A

Please leave the names of the kite flier you wish to remember at the Registration Tent. A clipboard for that purpose will be there all week. The names will be written on a kite that will be released during the fly.

This is expressly for those who have died in the past year. Please feel free to fly your own kite during this memorial.

Mass Ascension #4 – Sparless Soft Kites

Barry Crites & Vic Eshpeter, Event Directors 10:30 a.m., Field A

Register Thursday, 10:00 a.m., at the Registration Tent. Part 4 of 4-piece pin for the first 240 fliers.

Hot Tricks

Northwest Sport Kite League (NWSKL), Event Directors 1:30 p.m. – 3:00 p.m., Field A


Hot Tricks! This is the area where the latest style of flying has come out. It has been called trick flying and slack line flying. It involves spins, flips, floats and turns that you would not deem possible with a kite in the wind. This flying is very active in that the kite is always changing what it is doing. The competition is pitting two fliers against each other in a head to head timed environment with music played in the background. The winner of each round moves on to the next flier. This makes it very fast paced just like the flying is. The crowd and the competitors themselves, with one final winner, judge the competition. But all are winners in that they are great fliers and on the leading edge of the sport of kite flying.

THANKS FOR ATTENDING WSIKF 2010!

**Hope to see you next year:
August 15-21, 2011**

WATCH KITEFESTIVAL.COM FOR INFO

DISCOVERY AWAITS!



Need A Code Reader?
m.funbeach.com/reader

MULTIPLE DAY EVENTS

Indoor Kite Flying

Ron Suyematsu, Wayne & Sonia Turner, Event Directors

Wednesday & Thursday:

2:00 p.m. – 6:15 p.m.	Open Gym For Fliers
6:15 p.m. – 7:00 p.m.	Setup & Warm-up For Indoor Demonstrations
7:00 p.m. – 9:00 p.m.	Indoor Demonstrations

Friday:

6:15 p.m. – 7:00 p.m.	Setup & Warm-up For Indoor Competition
7:00 p.m. – 9:00 p.m.	Indoor Competition

Indoor kite flying using lightweight kites will be at the Long Beach Elementary School. The school is located on Washington Avenue, between 4th and 5th Streets south (two blocks east of Pacific Avenue).

Top Kid On The Beach & Super Senior

Multi-Day Event (Wednesday through Saturday) **Plan to join in the fun!**

There are always several special folks on the beach who spend a great deal of time and energy at WSIKF doing things to attract kids to the sport of kiting. This award is to acknowledge their efforts.

Please Vote For Your **TOP KID ON THE BEACH & SUPER SENIOR**

Ballots are available Wednesday morning at the Kids' Day Registration Table and Wednesday afternoon through Saturday at the WKA Headquarters.

Please nominate people you see on the beach who you feel should receive this award in each category: TOP KID ON THE BEACH (under 60) & SUPER SENIOR (60+)

Be sure to also fill in WHY you think the person you nominate should receive this award. All nomination forms will eventually be passed on to the named people so that they know that their efforts are appreciated and they will be encouraged to do it again next year!

These awards will be based BOTH on the written nominations and on awards made for efforts in the Kids' Day events on Wednesday. TOP KID ON THE BEACH and SUPER SENIOR awards will be announced and honored at the World Kite Museum Awards on Saturday night.

Ballots must be cast by 4:30 pm on Saturday.

BEACH EVENT VOLUNTEERS

Rae Bohn	Mason Flippin	Ray Hurtz	Christian Slater
Ronda Brewer	Vance Flippin	Donna Hurtz	Ron Suyematsu
Kay Buesing	John Freeman	Glenda Kleppin	Team IQuad
Deb Cooley	David Gomberg	Chuck Lund	Barry Tislow
Al Councilman	Jerry Graham	Marla Miller	Susan Tislow
Bary Crites	Patti Haas	Ron Miller	Sonia Turner
Vic Eshpeter	Robin Haas	NW Sport Kite League	Wayne Turner
	Mike Huff	Cliff Pennell	Bob Wendt
	Teri Huff	Gerry Pennell	Rick White

Pacific Ocean

Northwest Winds




Plan Your Visit:
funbeach.com
 Visit Us Online:
www.KiteFestival.com

Washington State International Kite Festival 2010 Map

SPECIAL BUYS DURING KITE FESTIVAL!

VISIT US DOWNTOWN



STORMIN' NORMAN'S
A GREAT PLACE TO SHOP



VISIT US ON THE FESTIVAL APPROACH



WE'RE EASY TO FIND!
JUST PAST THE BUOY
ON THE SOUTH SIDE OF THE FESTIVAL APPROACH
AND DOWNTOWN ON THE WEST SIDE OF THE STREET!